

Employee Directory Setup


Last Modified on 10/29/2020 2:36 pm CDT

WHO SHOULD WATCH THIS TRAINING VIDEO - [ALL EMPLOYEES](#)



Released 9/26/2018

Author



Zack Toler


Welcome to the Employee Directory training. In this section we are going to go over how to create a profile for your employees in the rewards program, how to set their security levels and what they are, and how they will use their profile to login to the Intranet. We'll also touch on some of the other buttons located in the black bar at the top of the Intranet screen.

Topics Include:

- Adding an employee to the directory
- Removing an employee from the directory
- Logging into the Intranet
- Assigning Employee Security Levels


Download Subliminal Training Manuals:

Getting Started Guide



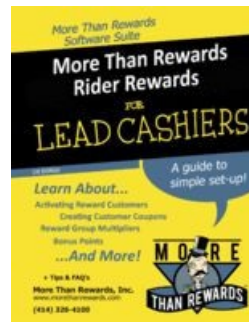
[Download Manual](#)

Manager Training



[Download Manual](#)

Cashier Training



[Download Manual](#)

Marketing Training



[Download Manual](#)



[Download Cashier Cheat Sheet](#)

STILL NEED MORE HELP?



SCHEDULE PERSONALIZED TRAINING

[Book Now](#)

Our Customer Service Phone
414-326-4100

Our Customer Service Email
yourfriends@morethanrewards.com

CONTINUE TO THE NEXT COURSE