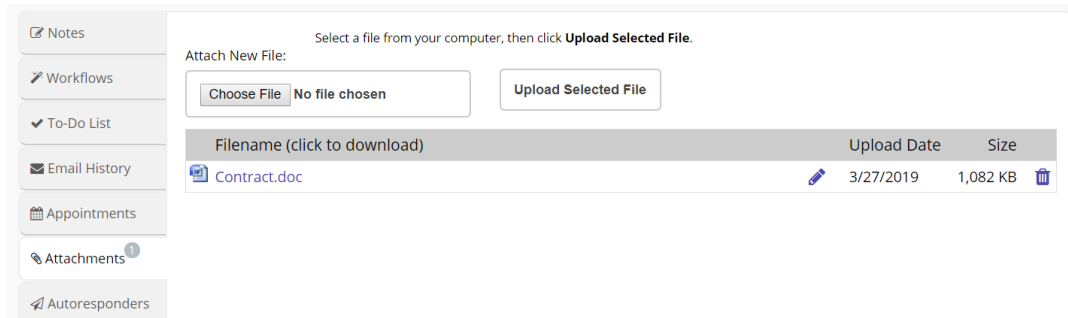


How Do I Change the File Name of a Contact Attachment?




Last Modified on 11/02/2020 1:22 pm CST

Change the File Name on a Contact Attachment

Uploading an attachment with the same file name as an existing file will overwrite the existing file. We have added the option to change the file name of a saved Contact Attachment. Click the pencil to edit the name.



The screenshot shows a sidebar on the left with navigation options: Notes, Workflows, To-Do List, Email History, Appointments, Attachments (with a notification badge), and Autoresponders. The main content area is titled "Attach New File:" and includes a "Choose File" button, a "No file chosen" status, and an "Upload Selected File" button. Below this is a table of existing attachments:

Filename (click to download)	Upload Date	Size
 Contract.doc	 3/27/2019	1,082 KB 

We've also done some behind the scenes work on your SSL so that Chrome will no longer show a Not Secure notice on your pages and/or links.
